



STAY CONNECTED. STAY CURIOUS.

Engineer It! Design a Shelter

Using only index cards and paper clips, design and build a structure that:

- measures at least six inches tall
- fits at least three “people” inside
- holds at least one “beanbag” on top

You’ll need:

- Index cards (or other type of paper)
- Paperclips (if paperclips not available, use tape, but limit the amount to make it more of a challenge)
- Beanbag (or sandwich bag partially filled with rice or beans)
- “People” – small toy people, animals, or blocks
- Scissors (optional)
- Ruler


What to do:

1. Gather your materials and start designing!
2. Build and test your structure.
3. Make up your own shelter challenge: Design a structure that is even taller, holds more weight, or has a door for people to enter and exit.

Share your design!

Post a picture on social media and tag the museum!
#MuseumFromHome

- Tag us on Facebook: @oregonnaturalhistory
- Tag us on Instagram: @mnch_uo
- Tag us on Twitter: @UO_MNCH



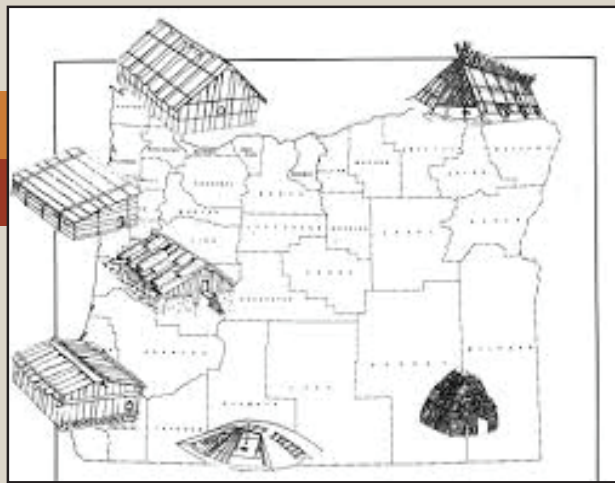
Paper can make lots of shapes!

Explore More: Oregon’s First Engineers


Read below about structures designed by early Native American people in Oregon and [watch this video](#), created by [Smoke Signals](#), which shows how Grand Ronde Tribal members celebrated the 10th birthday of the Tribe's plankhouse, achaf-hammi. See this beautiful structure, built using traditional methods, and hear about its meaning and importance to the community.

OREGON'S EARLY ARCHITECTURE

Early Native American people built homes made from natural materials that were designed to fit their lifestyle, as well as the climate and surroundings of the area in which they lived.



House Types in Oregon
Zucker, Hummel & Hogfoss, 1983




Plank House

A house built with split cedar planks, an ideal building material because it split into straight planks and did not rot.



Traditional Yurok Indian family house at the Sumeg Village, located inside Patrick's Point State Park, Northern California



Wickiup

A dome shelter made of tule or bulrush and willow. The woven plants kept the dwelling dry, while also allowing air to circulate.



"Klamath Tule Hut" - Photograph by Edward S. Curtis, 1923, Courtesy of University of Oregon Libraries, Special Collections